



# S&T PLASTICS HDPE PIPE MANUFACTURING PLANT CATALOGUE

For any queries phone:  
Bill 027 778 8552  
Rex 021 0810 0774

## Viewing Location



S & T Plastics, 1000 Te Pirita Road, Hororata, Christchurch.

### **Lot #1 - AVIAN PASG 2000L PLASTIC PIPE REGRIND SHREDDER/ GRANULATOR**

AVIAN PASG 2000L HDPE PIPE REGRIND SHREDDER, COMPLETE WITH AVIAN GRANULATOR.. MODEL 680/120 AND BULK BAG FILLER WITH INFEED BLOWER; TWO BAG LOADING FRAME; ELECTRICAL CONTROL PANEL AND ENCLOSURE; OPERATORS CONTROL BOOTH; TRANSFER ELEVATED CONVEYOR..

THE SHREDDER IS POWERED BY 2 X ABB 90KW ELECTRIC MOTORS( 50HZ, 1485 RPM, 151 AMPS) .. INFEED AREA APPROX 6000 MM (L) X 1610 MM (W) X 1700 MM (H).. HYDRAULIC POWER PACK ( MAX PRESS 21 MPA, MAX DISPLACEMENT 56.2 CM<sup>3</sup>/REV.. MODEL 456-P-R-01-H-K-32) WITH 17.3 KW ELECTRIC MOTOR, 2 STAGE HYDRAULIC RAM 140MM/120MM SPEAR.

OVERALL FOOT PRINT DIMENSIONS OF SHREDDER - 14,200 MM (L) X 4900 (W) X 2850 MM (H) X 4000 MM (H) LID UP.

CONVEYOR DETAILS 7,800 MM(L) X 730MM (W) X (450 MM (W) RUBBER CLEATED BELT) X 3760 MM (H) ELEVATED END OF CONVEYOR.

GRANULATOR DETAILS -AVIAN MODEL 680/120, MANUFACTURES DATE 2014/10, SERIAL NO. 14/05/026/80120/106.. 160KW , 415 VOLT , 50 HZ.INCLUDING HYDRAULIC POWER PACK WITH 2.2KW ELECTRIC MOTOR.. 3 X GRANULATOR SCREENS 8MM, 12MM, 14MM...APPROX DIMENSIONS 2500 MM (W) X 2900 MM (D) X 4350 MM (H)

### HOPPER AND BAGGING DETAILS:

HOPPER IS COMPLETE WITH: SOCK DUST FILTER; 2 STATION BULK BAG FILLER AND SUPPORT FRAME WITH DIVERTER AND BUTTERFLY VALVES; BULK BAG SUPPORT CHAINS; PRODUCT BLOWER WITH 18.5KW , 34.3 AMPS, 2930 RPM, 50HZ ELECTRIC MOTOR; HYDRAULIC CONTROL PANEL TO OPEN GRANULATOR. FOOT PRINT DIMENSION INCLUDING BLOWER 3020 MM X 2700 MM (D) X 4670 MM (H).

ELECTRICAL MAIN CONTROL AND ENCLOSURE: DIMENSIONS - 1800 (W) X 480 (D) X 2200 (H) (MM).

OPERATORS CONTROL BOOTH WITH TOUCH SCREEN.

\* EXTRACTION / DECOMMISSIONING/ LOADING COSTS .

EXTRACTION OF COMPLETE LINE, INCLUDING THE BELOW FACTORS/EQUIPMENT, AND LOAD TO TRUCK OR FLATRACK BASE. INCLUDED IN ESTIMATE: LABOUR, REQUIRED HOISTS, TRAVEL AND RELOCATION OF OUR EQUIPMENT, CRANAGE (70T/CRANE A DAY) - \$21,500.00 +

GST. LEAVING SITE: 5-6 FLATRACKS WILL BE REQUIRED. NO CONTAINERS WILL BE REQUIRED. \$1850.00+GST TO GET ALL EMPTIES TO SITE. \$625.00+ GST PER FLATRACK OR CONTAINER SITE TO LYTTELTON(INCLUDES VBS BOOKING AT PORT) BASED ON USING COMBILIFT ON SITE.

IF TRUCKED AWAY (4) TRUCKLOADS WILL BE REQUIRED.ALLOWANCE NEEDS TO BE MADE FOR PILOTING OVERSIZE/WEIGHT ITEMS.\$1000.00 + GST PER LOAD TO CHRISTCHURCH/RECEIVER TO UNLOAD-ADDITIONAL FOR OVERSIZE WEIGHT UNITS,AS WEIGHT IS UNKNOWN NOT GIVEN. PRICE.\$5780.00 + GST PER LOAD TO AUCKLAND/RECEIVER TO UNLOAD-ADDITIONAL FOR OVERSIZE WEIGHT UNITS, AS WEIGHT IS UNKNOWN NO GIVEN PRICE.ABOVE ALLOWS FOR REASONABLE UNLOADING TIME.

\*ADDITIONAL COSTS/ TAGS IF REQUIRED.#ESTIMATE HEAT WRAPPING OF 40 FT BASES AT \$1800.00-\$2000.00 + GST PER FLATRACK. #ESTIMATE LASHING EQUIPMENT AT \$16.20 +GST PER 2.5T STRAP.LASHING TO BE 3 TIMES WEIGHT OF ITEMS(YOU MAY WANT TO SUPPLY) # NO ALLOWANCE HAS BEEN MADE FOR MARINE SURVEY IF GOING OFFSHORE. # USE OF COMBILIFT FOR DURATION HAS BEEN ASSUMED. # NO ALLOWANCE HAS BEEN MADE FOR ANY PACKING TIMBER OR CRATES.#TIME FRAMES MENTIONED ARE STRICT BUT ACHIEVABLE IF WE OPERATE WITH OUT OBSTRUCTION.#NO ALLOWANCE HAS BEEN MADE FOR TRANSPORT OF THE ROLLER RACKS OUTSIDE AS DISCUSSED. # ANY TRANSPORT TO BE AT LIMITED CARRIERS LIABILITY UNLESS OTHERWISE SPECIFIED.# ALL ITEMS TO BE ELECTRICALLY DISCONNECTED FROM POWER.# SOME FRAMING ITEMS TO BE CUT TO FIT INSIDE ON UNITS TO SAVE TRANSPORTATION OUT OF GAUGE COSTS.

\*ELECTRICAL DISCONNECTION COST-Shredder/Regrind Recycling Plant-\$375.00.Additionally to disconnect each item ready for up-lift -\$570.00



### **Lot #2 - COMBILIFT CONTAINER STRADDLE CARRIER SWL 35T**

COMBILIFT CONTAINER STRADDLE CARRIER SWL 35T..1169.3 HOURS, MODEL - SC 3T .. SERIAL NO. 24597.. RATED CAPACITY - 35,000 KG ..UNLADENED WEIGHT - 24,300 KG.. MANUFACTURES DATE 2014/4.. NEXT SERVICE REQUIRED AT 1670 HOURS.. HAS CHAIN ATTACHMENTS FOR 40 FT CONTAINER.. IANZ OFFICAL NO 81/1594.. EXPIRY DATE 27 NOVEMBER 2019 CERT NO 20314/C .

\* EXTRACTION/ DECOMMISSIONING: Industrial Resale will require evidence of the Purchaser or there agents capacity to Dismantle/Remove this Lot in a safe manner,prior to any work being carried out on this site.Appropriate Public Liability Insurance also be required.

\* PLEASE NOTE-EXTRACTION DATES FOR THIS ITEM(MONDAY 1ST APRIL TO FRIDAY 5TH APRIL)



### **Lot #3 - KOHLER 1600KW STANDBY GENERATOR (EX USA)**

KOHLER 1600KW STANDBY GENERATOR (EX USA).. MODEL - 1750 ROZD-4N..DD SERIES 4000, SERIAL NO. 0629342.. MFG DATE 06/99 POWERED BY DETROIT V16 CYLINDER DIESEL ENGINE .. 24 V BATTERIES.. HOURS ..? CONVERTED TO 50 HZ TO SUIT NZ REQUIREMENTS WITH SQUARE D POWER SWITCHBOARD AND DEEP SEA ELECTRONICS DSE 8620; CONTROLLER UPGRADE .GROSS WEIGHT OF GENERATOR 27,216 KG. COMES WITH A STAND ALONE 40 FT HI TOP SHIPPING CONTAINER. \*\*\*BUYERS PLEASE NOTE THIS GENERATOR HAS JUST BEEN SERVICED AND SERVICE RECORDS ARE AVAILABLE\*\*

\* DECOMMISSIONING/ EXTRACTION/ LOADING COSTS.

BASED ON LOADING WITH COMBILIFT ON-SITE \$920.00+GST TO CHRISTCHURCH.INCLUDES SWINGLIFT IN CHRISTCHURCH. # BASED ON LOADING WITH COMBILIFT ON- SITE \$5980.00 + GST TO AUCKLAND.INCLUDES SWINGLIFT IN AUCKLAND, BASED ON MAXIMUM WEIGHT OF GENERATORS BEING-26.5 TON)

\* ELECTRICAL DECOMMISSIONING COST:Disconnect from main Switch-room.Disconnect supply for battery charger and engine block heater-\$570.00 + GST.



#### **Lot #4 - GOLIATH GANTRY CRANE 8.5 TONNE CAPACITY**

GOLIATH GANTRY CRANE 8.5 TONNE CAPACITY WITH KITO OVERHEAD ELECTRIC HOIST IANZ CERTIFICATE NO 20314/A, EXPIRY DATE 26 NOVEMBER 2019. THIS CRANE IS MOUNTED ON INVERTED V SHAPE UPRIGHTS AND BASE BEAM ( ON EITHER SIDE ). THE CRANE TRAVELS ON FLOOR MOUNTED RAILWAY TRACKS... HOOK TO FLOOR - 3,700MM.. TRACK TO TRACK - 14,000MM..HAS A REMOTE HAND HELD CONTROLLER.. THIS CRANE HAS A 3 PHASE POWER PLUG AND CAN BE OPERATED FROM A MAINS SUPPLY.

\*\*BUYERS PLEASE NOTE; THERE IS APPROX 130 METRES OF RAIL TRACK WHICH IS NOT INCLUDED IN THIS LOT. HOWEVER THE BUYER HAS THE RIGHT TO NEGOTIATE WITH THE VENDOR FOR METRES OF RAIL TO SUIT THEIR OPERATION WITH BUYERS RESPONSIBILITY TO REMOVE AT THEIR COST. \*\*\*GENERATOR IS NOT INCLUDED, HAS BEEN ALLOCATED A SEPARATE LOT NUMBER

\*DECOMMISSIONING/EXTRACTION/LOADING COSTS-PRICING BASED ON STAFF AND EQUIPMENT BEING ONSITE ALREADY.TRANSPORT TO CHRISTCHURCH INCLUDING PILOTS,TIME ALLOWANCE TO UNLOADING IN CHRISTCHURCH.(\$6500.00 +GST) ADDITIONAL HI-ABS TO UNLOAD IN CHRISTCHURCH WOULD BE AT-\$170.00/PER HOUR + GST OVER AND ABOVE-2 REQUIRED.



#### **Lot #5 - POWERLINK 30KVA GENERATOR**

POWERLINK GENERATOR 30 KVA.. MODEL CMS 30KS.. SERIAL NO. PL4177/3.. VOLTAGE 415, 50 HZ, 1500 RPM.. DATE 2011..2722 HOURS.. WEIGHT 1220 KG.. WITH KUBOTA V3300 DIESEL MOTOR



#### **Lot #6 - JCB LOADALL TELEHANDLER**

JCB LOADALL TELEHANDLER 530/70.. YEAR 2000.. RATED CAPACITY 3000KG... 9,600 HOURS.. REGISTRATION FYK86.. EXPIRY DATE 02/11/19.. 54.5 KW @ 2200 RPM ENGINE POWER..VIN NO. SLP53000YEO77943. LAST 1000 HOUR SERVICE 26/04/18 BY TELELIFT



#### **Lot #7 - TELEHANDLER WORK PLATFORM ( MFG KENNEDY ENGINEERING LTD)**

TARE WEIGHT 480 KG..WLL - 350KG.. MAX GROSS 830 KG.. SERIAL NO. 15111004-02.. MFG DATE 18-11-2016.. OVERALL DIMENSIONS 2280 MM X 1500 MM X 1300 MM (H)



#### **Lot #8 - TELEHANDLER BUCKET TO SUIT JCB/MERLO**

OVERALL DIMENSIONS 2220MM (W) X 1100 MM (D) X 860 MM (H)



### **Lot #9 - TELEHANDLER FORKLIFT ATTACHMENT**

MFG RATA INDUSTRIES TIMARU... TO SUIT MERLO P 60-10... 3 X 2400 MM FORKS.. OVERALL DIMENSIONS 2850MM (W) X 1700 MM (H) X 3000 MM (L)



### **Lot #10 - ELECTRIC DISTRIBUTION CONTROL HUB IN 40 FT CONTAINER**

TEMP CONTROLLED.. COMPRISES; MAINS MAIN SWITCH.. 3 X DANFOSS VLT ACTIVE FILTERS ( 2 @ 380-480 V, 50/60 HZ, 310A .. TYPE 12/IP54) (1 @ 380-480 V, 50/60 HZ, 400A .. TYPE 12/IP54)..

1 X 100 KVA TRANSFORMER/ 400V OUTPUT ;

1 X 2.5 MW TRANSFORMER/ 380V OUTPUT..INPUT 11,000 V OR 22,000V... DISTRIBUTION BY IC SWITCHGEAR.. VOLTAGE 380-V, 50HZ ..CURRENT 3000 AMPS.. SHORT CIRCUIT 65 KA /1 SECOND.. FORM OF SEPERATION FROM 4 A .. IP RATING IP52.. ICS REFERENCE S140611.

\* PLEASE NOTE-EXTRACTION DATES FOR THESE ITEMS(MONDAY 1ST APRIL TO FRIDAY 5TH APRIL)

\* DECOMMISSIONING/EXTRACTION LOADING COSTS.BASED ON LOADING WITH COMBILIFT ON-SITE \$920.00+GST TO CHRISTCHURCH.INCLUDES SWINGLIFT IN CHRISTCHURCH. BASED ON LOADING WITH COMBILIFT ON-SITE \$5980.00+ GST TO AUCKLAND.INCLUDES SWINGLIFT IN AUCKLAND. BASED ON MAXIMUM WEIGHT OF TRANSFORMERS & EQUIPMENT BEING 26.5 TON.

\*Note-Vector Electrical Decommissioning Cost To Be Advised .



### **Lot #11 - 40FT HI-CUBE CONTAINER ( EX LABORATORY)**

INTERNAL WALLS ARE LINED WITH ALUMINIUM POWDER COATED PANELLING ON WALLS AND CEILING, WITH RANCH SLIDING DOOR ENTRANCE.. COMES COMPLETE WITH : POWER DISTRIBUTION CONTROL CABINET, MITSUBISHI AIR CONDITIONING UNIT, SINGLE AND 3 PHASE SWITCHES AND LED LIGHTING



### **Lot #12 - 40 FT HI CUBE SHIPPING CONTAINER WITH CONTENTS**

INCLUDES SHELVING AND CONTENTS.. CONTENTS INCLUDE- PIPE FITTING, , BEARING, FESTO AIR GEAR, LOADING STRAPS ETC



### **Lot #13 - SCHOENBECK (GERMANY) ECO 12TD VACUUM LIFTER**

SERIAL NO. 37317071562.. MAX CAPACITY 12,000 KG..NET WEIGHT 640KG...COMPLETE WITH 9000 MM X 300 MM X 150 MM LIFTING BEAM.. 2 X LIFTING BEAMS SWL 350 KG TO SUIT 150 -250 MM PIPE.. 2 X LIFTING BEAM SWL 1400 KG TO SUIT 400- 635 MM PIPE.. 2 X LIFTING BEAMS SWL 600 KG TO SUIT 250 - 355 KG PIPE... 2 X LIFTING BEAMS SWL 3000KG TO SUIT 710 - 900 MM PIPE.. SEE PHOTO'S FOR MORE DETAIL.



### **Lot #14 - 2 X VACUUM BLOWERS - TA- FAN**

TYPE TF125.. POWER= 30..1650 RPM.. STATIC PRESSURE 5,000 ..CAPACITY SUCTION - 15.6 M3/MIN.. BOTH VACUUM BLOWERS HAVE TECO 22 KW ELECTRIC MOTORS.. COMES WITH CONTROL PANEL INCLUDING STAR DELTA STARTER AND VSD





### **Lot #15 - BULK BAG SUPPORT FRAME WITH AUGER INFEEED**

COMPLETE WITH SENSOR FOR WHEN BAG IS FULL..COMES WITH SOFT STARTER AND ISOLATOR SWITCH.



### **Lot #16 - ROTARY VALVE (CHINESE MFG)**

MILD STEEL COMES WITH 3KW ELECTRIC MOTOR WITH INFEEED SHUTE.. OVERALL DIMENSIONS 2500 MM X 1500 MM X 2350 MM (H)..



### **Lot #17 - 3 X GALVANIZED GRAIN SILO'S ( 90T - 100T)**

APPROX 11.5 METRE( H) X 5500 MM (DIA) .. WITH VARVEL /ROXELL AUGER FEED BETWEEN THE 3 X SILO'S.. HAS TOP FEED PIPE WORK SUPPLIED BY( BLOWER SYSTEM SEPERATE LOT 14)

\* EXTRACTION/ DECOMMISSIONING: Industrial Resale will require evidence of the Purchaser or there agents capacity to Dismantle/Remove this Lot in a safe manner,prior to any work being carried out on this site.Appropriate Public Liability Insurance also be required.



### **Lot #18 - CP AIR COMPRESSOR / DRIER (ITALY)**

TYPE CPA 10-270-D-CE..YEAR 2014.. WEIGHT 341 KG.. SERIAL NO. CAI 782647.. WORKING PRESSURE - 8 BAR.. 7.5 KW..50 HZ.. 3 PHASE.. REFRIGERANT R134A.. LAST SERVICED 19-4-18 @ 17025 HRS.. OVERALL DIMENSIONS - 1150 MM X 680 MM X 1690 MM (H) .



### **Lot #19 - PLATFORM SCALES WITH WEIGHT INDICATOR**

TYPE LP7516.. 230 V / 50 HZ.. 2017



### **Lot #20 - KS WATER COOLING TOWER**

3400 MM X 3200 MM DIA



### **Lot #21 - KS WATER COOLING TOWER**

3400 MM X 3200 MM DIA



### **Lot #22 - KS WATER COOLING TOWER**

3400 MM X 3200 MM DIA



### **Lot #23 - SAER PUMP (ITALY) WITH 45 KW ELECTRIC MOTOR**

TYPE NCB150-400A..Q=M3/H 200-675..H=62.5-40.. 1450 RPM.. COMPLETE WITH CMG 45 KW MOTOR 380/420 VOLTS/50HZ.. CONN- DELTA/STAR

COMES WITH:

- 1000 MM X 240 MM DIA PIPE WITH KLEEN SELF CLEAN SCREEN AND FLOAT
- PUMP SHED 2400 X 2400 X 2400MM (H)
- VACON VSD
- CONTROL PANEL .

\*ELECTRICAL DISCONNECTION COST FOR THIS LOT-\$100.00+GST.

\* EXTRACTION/ DECOMMISSIONING: Industrial Resale will require evidence of the Purchaser or there agents capacity to Dismantle/Remove this Lot in a safe manner,prior to any work being carried out on this site.Appropriate Public Liability Insurance also be required.



### **Lot #24 - PUMP SHED COMPLETE WITH 3 X PUMPS & MANIFOLD FILTER SYSTEM**

(1) SOUTHERN CROSS WATER PUMP COMES WITH : 30 KW WEG ELECTRIC MOTOR.. SPEC'S - 150 X 125 -315.. IMPELLER DIA/291-T .. MODEL - MUHQ55.. MOTOR SPEC'S- 30 KW , 50HZ, 415 V, 54.9 A ..1480 RPM..YEAR 2016

(2) WATER PUMP BROOK CROMPTON 125-80-250; 7.5 KW @ 50HZ.. V=380/415..A=15.4.. RPM-1450.. 3 PHASE..

(3) DAVEY WATER PUMP ( FOR KLEEN SCREEN SYSTEM).. MODEL - HM270 -19/3-0.. 2.3KW..415 V..3.8A.. HEAD-35M..

(4) MANIFOLD FILTER SYSTEM

(5) PUMP SHED 3600 MM (W) X 2470 MM (D) X 2400 MM (H)

\* ELECTRICAL DISCONNECTION COST FOR THIS LOT-\$200.00 + GST

\* EXTRACTION/ DECOMMISSIONING: Industrial Resale will require evidence of the Purchaser or there agents capacity to Dismantle/Remove this Lot in a safe manner,prior to any work being carried out on this site.Appropriate Public Liability Insurance also be required.



### **Lot #25 - SCHINEIDER ALTIVAR 650 VSD**

MODEL -ATV650D18N4.. 18.5 KW ( CONTROLLER FOR 30 KW PUMP)

\* ELECTRICAL DISCONNECTION COST FOR THIS LOT-\$70.00 + GST.



### **Lot #26 - CONTROL CABINET**

PREVIOUSLY USED FOR BORE PUMP.

\* ELECTRICAL DISCONNECTION COST FOR THIS LOT-\$70.00 + GST.



### **Lot #27 - ELECTRICAL CONTROL CABINET**

ELECTRICAL CONTROL CABINET.

\*ELECTRICAL DISCONNECTION COST FOR THIS UNIT IS -\$70.00 + GST



### **Lot #28 - ELECTRICAL DISTRIBUTION CABINET**

1260 MM (W) X 355 MM (D) X 1340MM (H).( INSIDE MARQUEE)

\*ELECTRICAL DISCONNECTION COST FOR THIS LOT IS-\$100.00 + GST.



### **Lot #29 - HDPE PIPE WELDER (1600MM CAPACITY)**

TRAILER MOUNTED 5850 MM X 2950 MM X 2400 MM (H) ... COMPLETE WITH : SPARE CLAMP SETS 1400 MM , 1200 MM, 1100 MM, 1000 MM.

- PIPE WELDER/PLANER UNIT 2500(W) X 700 (D) X 2450 (H)(MM)
- HYDRAULIC POWER PACK- 1000 (W) X 465 (D) X 1300 (H) (MM)
- NEW PLANER UNIT

\* EXTRACTION/ DECOMMISSIONING: Industrial Resale will require evidence of the Purchaser or there agents capacity to Dismantle/Remove this Lot in a safe manner,prior to any work being carried out on this site.Appropriate Public Liability Insurance also be required.



### **Lot #30 - PORTACOM ACCOMMODATION UNIT**

1 X MAIN ROOM, WITH SEPERATE TOILET/SHOWER/VANITY/AIR CONDITIONING/HOT WATER CYLINDER/LIGHTING/POWER POINTS ETC

MAIN ROOM - 2190 (W) X 3435MM (L)

HALL WAY - 2300 (W) X 1045 MM (L)

TOILET / SHOWER AREA - 2260 X 1100 MM (L)

OUTSIDE DIMENSIONS - 2430 (W) X 6000 MM (L) X 2800 (H)



### **Lot #31 - PORTACOM ACCOMMODATION UNIT**

1 X MAIN ROOM, WITH SEPERATE TOILET/SHOWER/VANITY/AIR CONDITIONING/HOT WATER CYLINDER/LIGHTING/POWER POINTS ETC

MAIN ROOM - 2190 (W) X 3435MM (L)

HALL WAY - 2300 (W) X 1045 MM (L)

TOILET / SHOWER AREA - 2260 X 1100 MM (L)

OUTSIDE DIMENSIONS - 2430 (W) X 6000 MM (L) X 2800 (H)



### **Lot #32 - PORTACOM ACCOMMODATION UNIT**

1 X MAIN ROOM, WITH SEPERATE TOILET/SHOWER/VANITY/AIR CONDITIONING/HOT WATER CYLINDER/LIGHTING/POWER POINTS ETC..

MAIN ROOM - 2190 (W) X 3435MM (L)

HALL WAY - 2300 (W) X 1045 MM (L)

TOILET / SHOWER AREA - 2260 X 1100 MM (L)

OUTSIDE DIMENSIONS - 2430 (W) X 6000 MM (L) X 2800 (H)



### **Lot #33 - PORTACOM ACCOMMODATION UNIT**

1 X MAIN ROOM, WITH SEPERATE TOILET/SHOWER/VANITY/AIR CONDITIONING/HOT WATER CYLINDER/LIGHTING/POWER POINTS ETC..

MAIN ROOM - 2190 (W) X 3435MM (L)

HALL WAY - 2300 (W) X 1045 MM (L)

TOILET / SHOWER AREA - 2260 X 1100 MM (L)

OUTSIDE DIMENSIONS - 2430 (W) X 6000 MM (L) X 2800 (H)



### **Lot #34 - PORTACOM ACCOMMODATION UNIT**

1 X MAIN ROOM, WITH SEPERATE TOILET/SHOWER/VANITY/AIR CONDITIONING/HOT WATER CYLINDER/LIGHTING/POWER POINTS ETC..

MAIN ROOM - 2190 (W) X 3435MM (L)

HALL WAY - 2300 (W) X 1045 MM (L)

TOILET / SHOWER AREA - 2260 X 1100 MM (L)

OUTSIDE DIMENSIONS - 2430 (W) X 6000 MM (L) X 2800 (H)



### **Lot #35 - PORTACOM ACCOMMODATION UNIT**

1 X MAIN ROOM, WITH SEPERATE TOILET/SHOWER/VANITY/AIR CONDITIONING/HOT WATER CYLINDER/LIGHTING/POWER POINTS ETC..

MAIN ROOM - 2190 (W) X 3435MM (L)

HALL WAY - 2300 (W) X 1045 MM (L)

TOILET / SHOWER AREA - 2260 X 1100 MM (L)

OUTSIDE DIMENSIONS - 2430 (W) X 6000 MM (L) X 2800 (H)





### **Lot #36 - PORTACOM ACCOMMODATION UNIT**

1 X MAIN ROOM, WITH SEPERATE TOILET/SHOWER/VANITY/AIR CONDITIONING/HOT WATER CYLINDER/LIGHTING/POWER POINTS ETC..

MAIN ROOM - 2190 (W) X 3435MM (L)

HALL WAY - 2300 (W) X 1045 MM (L)

TOILET / SHOWER AREA - 2260 X 1100 MM (L)

OUTSIDE DIMENSIONS - 2430 (W) X 6000 MM (L) X 2800 (H)



### **Lot #37 - PORTACOM ACCOMMODATION UNIT**

1 X MAIN ROOM, WITH SEPERATE TOILET/SHOWER/VANITY/AIR CONDITIONING/HOT WATER CYLINDER/LIGHTING/POWER POINTS ETC..

MAIN ROOM - 2190 (W) X 3435MM (L)

HALL WAY - 2300 (W) X 1045 MM (L)

TOILET / SHOWER AREA - 2260 X 1100 MM (L)

OUTSIDE DIMENSIONS - 2430 (W) X 6000 MM (L) X 2800 (H)



### **Lot #38 - PORTACOM OFFICE**

THIS OFFICE IS MADE UP OF 2 X 40 FT CONTAINERS SIDE BY SIDE. THERE IS A ENTRANCE DOOR ON ONE SIDE AND A RANCH SLIDER AT ONE END. THE PORTACOM OFFICE IS FULLY LINED WITH WINDOWS ON THREE SIDES. IT HAS A KITCHEN FACILITY AT ONE END , GAS STOVE,STARLINE STERILIZER AND FRIDGE. THROUGHOUT THERE IS POWER POINTS AND LIGHTING. THERE IS A RHEEM 24 CONTINUOUS HOT WATER SYSTEM MOUNTED ON THE OUTSIDE OF THE PORTACOM AND A GAS BOTTLE/REGULATOR ON THE OUTSIDE WALL.

OVERALL DIMENSIONS - 12,250 (L) X 4900 (W) X 2800 (H) (MM)

\* PLEASE NOTE-EXTRACTION DATES FOR THESE ITEMS(MONDAY 1ST APRIL TO FRIDAY 5TH APRIL)

#ELECTRICAL DISCONNECTION COST FOR THIS LOT IS -(\$200.00 + gst)

\* EXTRACTION/ DECOMMISSIONING: Industrial Resale will require evidence of the Purchaser or there agents capacity to Dismantle/Remove this Lot in a safe manner,prior to any work being carried out on this site.Appropriate Public Liability Insurance also be required.



### **Lot #39 - RX PLASTICS WATER TANK 33,000 LITRE**

GREEN COLOUR IN NEAR NEW CONDITION.

\* PLEASE NOTE-EXTRACTION DATES FOR THIS ITEM(MONDAY 1ST APRIL TO FRIDAY 5TH APRIL)



#### **Lot #40 - 4 X ANCHOR WEIGHTS**

THESE COMPRISE OF POLY PIPE FILLED WITH CONCRETE



#### **Lot #41 - RX PLASTICS WATER TANK 33,000 LITRE**

BLACK COLOR



#### **Lot #42 - RX PLASTICS WATER TANK 5,250 LITRE**

BLACK COLOUR



#### **Lot #43 - HYDRAULIC TILT TABLE**

COMPLETE WITH HYDRAULIC POWER PACK AND GALIPOGLU HYDRAULIC RAM 190 BAR..  
USED FOR UNLOADING 20 FT CONTAINER BAGS OF PLASTIC BEAD GRANULES..

DIMENSIONS- 6700 (L) X 2500(W) X 1250 (H) (MM)



#### **Lot #44 - PALLET LOT OF PVC POOL LINERS**



#### **Lot #45 - PIPE ROAD TRAILER DOLLIE**

DESIGNED TO HAUL PIPE, CHAINED TOGETHER IN TANDEM. DIMENSIONS - 9400 MM (L) X 2510 MM (W)



#### **Lot #46 - PIPE ROAD TRAILER DOLLIE**

DESIGNED TO HAUL PIPE, CHAINED TOGETHER IN TANDEM. DIMENSIONS - 9400 MM (L) X 2510 MM (W)



#### **Lot #47 - PIPE ROAD TRAILER DOLLIE**

DESIGNED TO HAUL PIPE, CHAINED TOGETHER IN TANDEM. DIMENSIONS - 9400 MM (L) X 2510 MM (W)



#### **Lot #48 - PIPE ROAD TRAILER DOLLIE**

DESIGNED TO HAUL PIPE, CHAINED TOGETHER IN TANDEM. DIMENSIONS - 9400 MM (L) X 2510 MM (W)



#### **Lot #49 - PIPE ROAD TRAILER DOLLIE**

DESIGNED TO HAUL PIPE, CHAINED TOGETHER IN TANDEM. DIMENSIONS - 9400 MM (L) X 2510 MM (W)



#### **Lot #50 - PIPE ROAD TRAILER DOLLIE**

DESIGNED TO HAUL PIPE, CHAINED TOGETHER IN TANDEM. DIMENSIONS - 9400 MM (L) X 2510 MM (W)



#### **Lot #51 - PIPE ROAD TRAILER DOLLIE**

DESIGNED TO HAUL PIPE, CHAINED TOGETHER IN TANDEM. DIMENSIONS - 9400 MM (L) X 2510 MM (W)



#### **Lot #52 - PIPE ROAD TRAILER DOLLIE**

DESIGNED TO HAUL PIPE, CHAINED TOGETHER IN TANDEM. DIMENSIONS - 9400 MM (L) X 2510 MM (W)



#### **Lot #53 - CAGED TRAILER**

load area is 1520 x 2440.



#### **Lot #54 - DOUBLE AXLE TRAILER**

DOUBLE AXLE TRAILER WITH REGISTRATION AND WARRENT OF FITNESS. 1650 MM X 3570MM (L) ..




#### **Lot #55 - SINGLE AXLE TRAILER**

SINGLE AXLE TRAILER WITH WARRENT AND REGISTRATION. 1400 MM X 2450 MM (L)



#### **Lot #56 - TOOL TEMP DIE HEATER - SWITZERLAND**

TYPE - TT-OIL300-A-12KW, 415 V, 50 HZ , SERIAL NO. 317-5053-2.. PLUG 4 PIN/32AMP/500 V



#### **Lot #57 - RESPIRATOR EQUIPMENT- SUNDSTROM ETC**

COMES WITH MASK SUNDSTROM- SR700, RESPIRATOR PACK, 1 X MOLDEX MASK, 2 X 3M BOXES..ETC



### **Lot #58 - ELECTRIC MOTOR WITH ATTACHMENT**

MAKE VARVEL ITALY.. 1.1 KW, 230/400V ..



### **Lot #59 - SHELF WITH ASSORTED SUNDRY GEAR**

DESK AND CHAIR INCLUDED



### **Lot #60 - HEAT BOSS SPARK 45 INDUSTRIAL HEATER**

DIESEL OR KEROSENE - 230 V /250W. FUEL CONSUMPTION - 3.64 LITRE /HOUR.. HEAT OUTPUT - 140,000 BTU/H



### **Lot #61 - INDUSTRIAL HEATER- REMINGTON SILENT DRIVE**

MODEL - RPH 2200 DFV - 220,000 BTU/HR.. FUEL CONSUMPTION - 6 LITRES / HOUR.. DIESEL /KEROSENE



### **Lot #62 - INDUSTRIAL VACUUM - KERRICK**

MODEL EUROPA 423, 220V, 2200 W, SERIAL NO. 23830317



### **Lot #63 - TROLLEYS X 2**




### **Lot #64 - ROAD CONES/BARRIERS/ SIGNS**

AS ABOVE SEE PHOTO'S



### **Lot #65 - ELECTRICAL LOCKOUT STATION**



### **Lot #66 - WHEEL BARROW/LADDER/BROOMS ETC**



**Lot #67 - CRATE OF ASSORTED CABLE AND 2 BOXES OF NEW PLUGS**

CRATE SIZE 1200 X 1000 X 1000 MM




**Lot #68 - CRATE OF STAINLESS FITTINGS**

CRATE SIZE 1200 X 1000 X 1000MM



**Lot #69 - CRATE OF ASSORTED ELECTRICAL**

CRATE INCLUDES CONTACTORS/ OVERLOAD RELAYS ETC.



**Lot #70 - CRATE OF ASSORTED CABLE**

CRATE SIZE 1200 X 1000 X 1000 MM



**Lot #71 - 3 PHASE SOLID STATE RELAYS X 54 (NEW)**

YOU ARE TENDERING ON THE (54) RELAY UNITS.



**Lot #72 - CRATE OF ASSORTED ELECTRICAL(CABLE/ RELAYS) ETC**

CRATE OF ASSORTED ELECTRICAL.



**Lot #73 - PALLET OF AIR RAMS / BEARINGS/ LOAD CELL**

PALLET OF AIR RAMS , BEARINGS, CASTORS, LOAD CELL.



**Lot #74 - 3 X WATER PUMP (VACUUM) NEW**

3 x NEW WATER RING VACUUM PUMP. MODEL-(SK-4-5D)

SPECIFICATIONS-7.5 KW...4.5 M3/MIN...INLET/OUTLET-66MM...SPEED-1440..WEIGHT-150 KG...10 TO 36 L/MIN..

YOU ARE TENDERING ON (3) OF THESE.






**Lot #75 - 3 X NEW WATER PUMP**

3 X NEW WATER PUMPS. SPECIFICATIONS-OUTFLOW-50 M3/HR..PUMP LIFT-20 METERS..SPEED-2900 RPM..5.5 KW..)

NOTE-(YOU ARE TENDERING ON (3) OF THESE)



**Lot #76 - STEEL I BEAM**

STEEL I BEAM



## Conditions of Sale

### As is where is

1.0 The purchase of the goods shall be on an "as is where is" basis.

### Inspection

2.0 It is deemed that the Purchaser or their agent have made the appropriate inspection of the goods and that the purchase is based on knowledge of the condition of the goods.

### Warranty

3.0 No warranties, expressed or implied are given, or representations made, in respect of the plant, vehicles or equipment offered; whether as to condition, title, the suitability of such items for any particular purpose. Neither the Vendor nor Tender Manager accept any responsibility for the accuracy or completeness of any statements in the documents.

3.1 No warranties expressed or implied are given to the effect that the items comply with the requirements of any Statute, Regulation, Order or Bylaw. It shall be the sole responsibility of the Purchaser to ensure that the requirements of all Statutes, Regulations or Bylaws are complied with in relation to the machinery, vehicles or electrical equipment purchased.

### Payment

4.0 Payment: Bank-to-bank transfer only. Please note that company cheques are not accepted

4.1 The purchaser or their agent must produce a copy of the paid GST invoice receipt to the onsite sales supervisor on the prescribed uplifting days for the items to be released.

### Title

5.0 Title to the goods shall transfer to the successful Purchaser upon full payment of the purchase price.

### Pickup

6.0 Pickup shall be ex the location as specified.

6.1 The purchaser shall be entitled to take delivery of the item/s only on payment of the total purchase price and only on the prescribed uplifting days.

6.2 The item/s shall be at the sole risk of the purchaser from time of payment.

6.3 The purchaser shall be responsible for all costs related to the removal of the item/s, including electrical and other service disconnection, decommissioning, loading, packaging, storage and security commencing immediately on purchase of the items.

6.4 The Purchaser shall be responsible for all costs related to the making good of the building, floor, roof, walls, property and services, where damage to, change to, is a result of removal of an item of plant or equipment.

6.5 Tender Manager will require evidence of the Purchaser or their agents capacity to dismantle /remove major plant items in a safe manner, prior to any work being carried out on the Vendors site. Appropriate Public Liability Insurance will also be required.

### Occupational Safety and Health

7.0 The purchaser and their representatives, must at all times while on the Vendor's site, comply with the relevant Health and Safety Acts and all other relevant legislation.

### Liability

8.0 Risk of loss or damage, whether to the goods or persons or property, shall pass to the purchaser upon the transfer of title.

### Law

9.0 The sales of goods shall be governed by the law of the country where the goods are located.

### Default

10.0 If the purchaser fails to pay the full price within 7 days from the date of notification that it's Tender was successful, the Vendor may in its sole discretion cancel the sale. Such cancellation is without prejudice to any other remedies available to the Vendor under contract or law for damages or otherwise.

10.1 If the Purchaser pays for the item/s but fails to take delivery within the prescribed uplifting days, the Vendor may, after giving notice to do so, sell or dispose of item/s and apply any proceeds arising there from as follows: (i) in reimbursement of all costs of the selling or otherwise disposing of the item/s (ii) in payment for any residue, after reimbursement of (i), to the purchaser of the items.

10.2 In addition to all the other remedies, the Tender manager reserves the right to refuse to consider any future Tenders from any purchaser who has defaulted under clause 10.0 + 10.1

### Sale Management

11.0 The sale is being managed by Tender Manager, on behalf of the Vendor. Tender Manager is not authorized to express opinions, to offer advice or make representations to purchasers or to the public concerning the items which are the subject of this sale, and does not offer any warranties, representations or undertakings to any such parties.